

2.5mm WTW (SM) Series Connector:

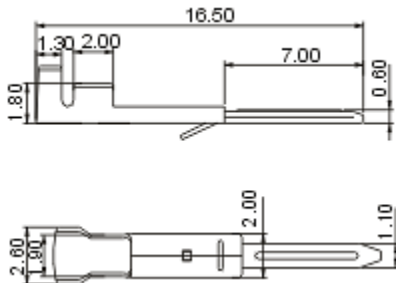


SPECIFICATIONS

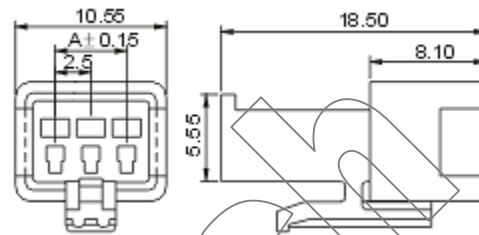
Pitch:	2.5 mm
Useable Wire Range:	AWG 28# ~ 22#
Current Rating:	3A, AC, DC
Voltage Rating:	250V, AC, DC
Operating Temperature:	-25°C ~ +85°C
Relative Humidity:	93%, +40°C
Dielectric Withstanding:	1000V AC/minute
Contact Resistance:	≤ 20 mΩ/Contact
Insulator Resistance:	≥ 1000 MΩ at 100V
Material:	
Housing:	Nylon66/ Nylon6T, UL94V-0
Terminal:	Phosphor Bronze

ROHS Compliance

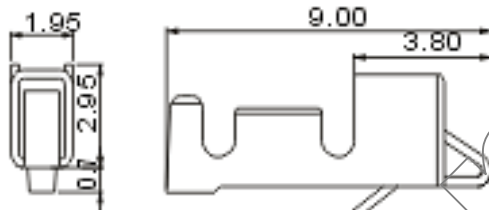
SM-R-T



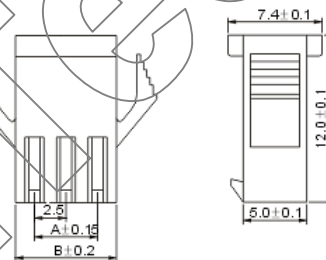
SM-XR



SM-P-T



SM-XP



Circuit	Part No.		Dimensions (mm)	
			A	B
2	SM-2P	SM-2R	2.50	5.50
3	SM-3P	SM-3R	5.00	8.00
4	SM-4P	SM-4R	7.50	10.50
5	SM-5P	SM-5R	10.00	13.00
6	SM-6P	SM-6R	12.50	15.50
7	SM-7P	SM-7R	15.00	18.00
8	SM-8P	SM-8R	17.50	20.50
9	SM-9P	SM-9R	20.00	23.00
10	SM-10P	SM-10R	22.50	25.50
11	SM-11P	SM-11R	25.00	28.00
12	SM-12P	SM-12R	27.50	30.50